

Year 5 - Art - Painting and Mixed Media - Portraits

Collage	Cutting, arranging and sticking materials like paper, fabric etc to a background
Identity	Your qualities or beliefs that make you unique
Mixed media	Art made from a combination of different materials
Monoprint	A print that can only be made exactly the same way once
Multi-media	Artwork that includes audio or video elements
Photomontage	Collage made from photographs
Self-portrait	A portrait of the artist, by the artist

Artists

Chila Kumari
Singh Burman


Vincent van Gogh

Frida Kahlo


Sonia Boyce

Njideka
Akunyili Crosby

Add contrast with a background




Collage




Wash of paint


Match the materials you choose to the effect you want to create



Dreamy



Relaxed and happy




Bold

Creating a monoprint








Self-portraits can communicate things about the artist depending on:

- The composition
- The materials used
- What is included in the background
- The artist's clothes
- Their facial expression



Mixed media artwork uses a combination of different materials



Prior Knowledge

Year 4 - Applying paint using different techniques such as stippling and dabbing. Use tints and shades of colour to create a 3D effect.

Year 3 - Use simple shapes to scale up a drawing to make it bigger.

Key Knowledge and Skills	
Key Knowledge	Key Skills
<ul style="list-style-type: none"> • How to develop a drawing into a painting. • How to experiment with materials and create different backgrounds to draw onto. • How to take an interesting portrait photograph, exploring different angles. • How to combine materials to create an effect. • How to choose colours to represent an idea or atmosphere. 	<ul style="list-style-type: none"> • Develop ideas more independently from their own research. Explore and record their plans, ideas and evaluations to develop their ideas towards an outcome • Confidently use sketchbooks for purposes including recording observations and research, testing materials and working towards an outcome more independently. • Discuss how artists create work with the intent to create an impact on the viewer. • Use their knowledge of tools, materials and processes to try alternative solutions and make improvements to their work.